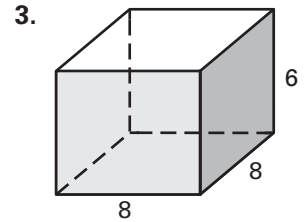
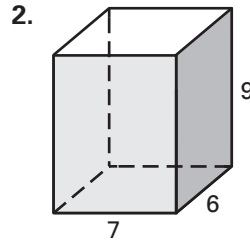
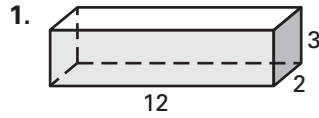


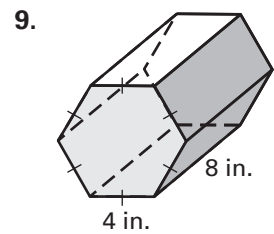
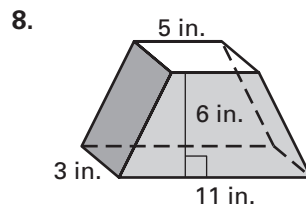
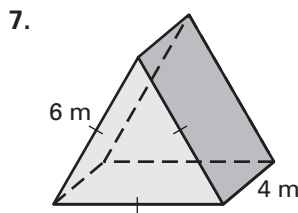
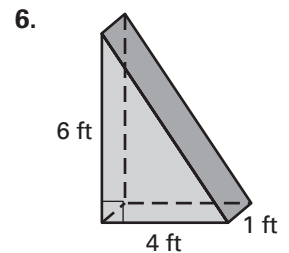
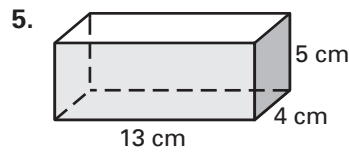
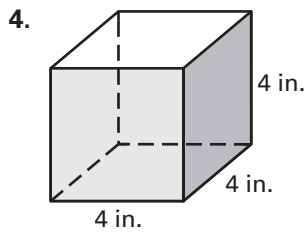
Practice A

For use with pages 743–749

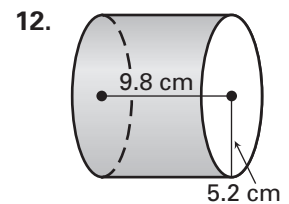
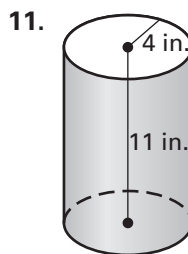
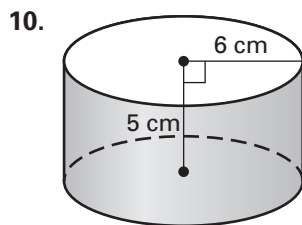
Find the number of unit cubes that will fit in the box. Explain your reasoning.



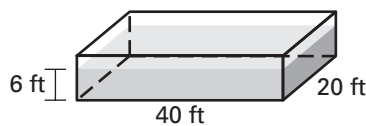
Find the volume of the right prism.



Find the volume of the right cylinder. Round the result to two decimal places.



13. **Swimming Pool** A swimming pool measures 40 feet long by 20 feet wide. The pool is filled to a depth of 6 feet. Find the volume of the water in the pool.



14. **Swimming Pool** A common design for swimming pools is for the depth to change gradually from the shallow end to the deep end. Use the dimensions shown to find the volume of water the pool can hold.

