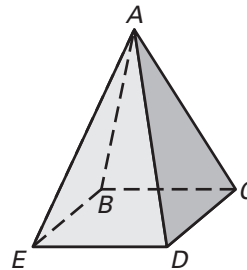


Practice A

For use with pages 735–742

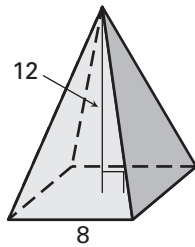
Use the diagram at the right.

1. Give the mathematical name of the solid.
2. What kind of figure is the base?
3. What kind of figure is each lateral face?
4. How many lateral faces does the solid have?
5. Name three lateral edges.

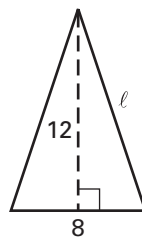


Find the slant height l of the regular pyramid or cone.

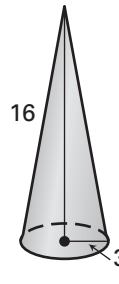
6.




Cross section:



7.

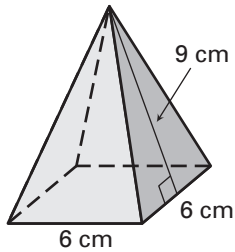


Cross section:

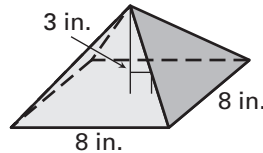


Find the surface area of the regular pyramid.

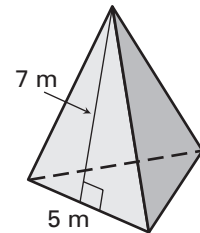
8.



9.

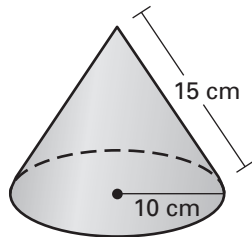


10.

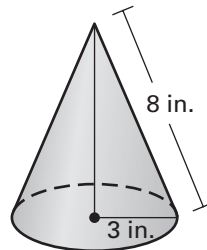


Find the surface area of the right cone. Leave your answers in terms of π .

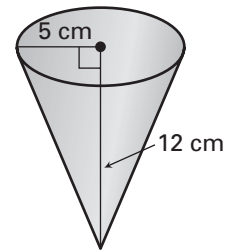
11.



12.



13.



Sketch the described solid and find its surface area. Round the result to one decimal place.

14. A regular pyramid has a square base with a base edge of 10 centimeters and a height of 6 centimeters.