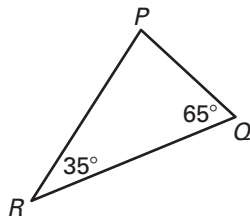


Practice A

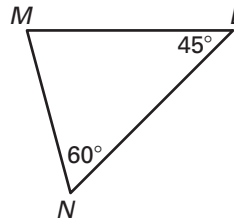
For use with pages 295–301

Name the shortest and longest sides of the triangle.

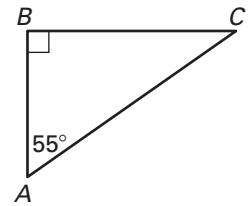
1.



2.

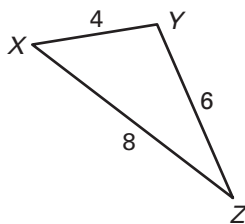


3.

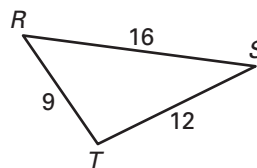


Name the smallest and largest angles of the triangle.

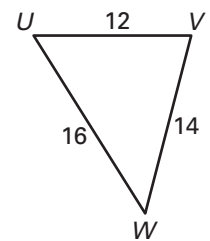
4.



5.

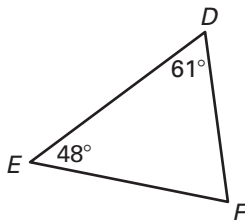


6.

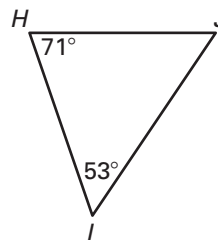


List the sides in order from shortest to longest.

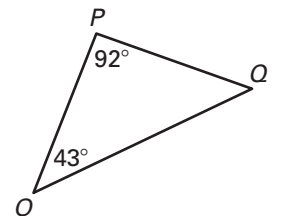
7.



8.

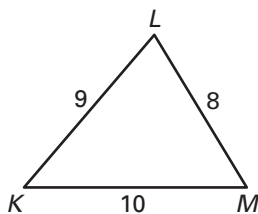


9.

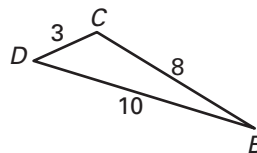


List the angles in order from smallest to largest.

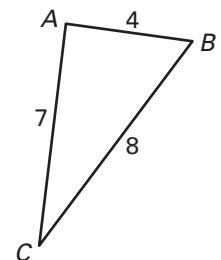
10.



11.



12.



In Exercises 13–15, you are given a 12-inch piece of wire. You want to bend the wire to form a triangle so that the length of each side is a whole number.

13. Sketch two possible isosceles triangles and label each side length.
14. Sketch a possible scalene triangle.
15. List two combinations of segment lengths that will not produce triangles.